

MAQ 2011 Class Proposal

Please submit this as a Word document. Use "File.... Save as" to save this document with your last name and short title of your class (e.g., Wolf_MyClass.doc). All proposals must be received by September 15, 2010, for consideration.

Teacher Information

Name JACKIE PATON
Email
Phone 603-882-9803
Website

Class Information

Class Name: Good Neighbors
Class Description (100 words max): Folky Americana rural scene. Center section is painted in class. Original pattern is provided for pieced and appliqued borders. Do you like scrap projects? Here's a chance to use your stash.

Additional Fees None / \$ 15.00
If fees, what does it include: all paint supplies and original pattern design for completion.
Preferred Days to Teach Friday / Saturday / Sunday
Class Length 1/2 Day / 1 Day / 1-1/2 Days / 2 Days

Project Information

Style (i.e.: traditional, etc) Stencil Scape Painting
Method: Hand / Machine / Applique / Pieced / Other NO SKILL level required for painting
Prerequisite Skill Level Required Beginner / Intermediate / Advanced
Project Rating Easy / Moderate / Challenging
Size of Finished Project 34" square.
Can it be completed in class Yes / No / Maybe - The painting is completed
Skills to be taught: No sewing machines
How to stencil scape paint.
and how to integrate it into traditional quilting.

Classroom Requirements

Maximum number of students for class (16 max) Other: He is fine
Space needed per student 2 per 8ft / 1 per 4ft / 2 per 6ft / other _____
Iron usage for class Low / Moderate / High - We use irons for 1/2 to 2hr
Irons desired in class (1200watts or less) None / 1 (Max 1) (TABLE TOP boards)

When we are done my boards may be used by other classes - I will bring boards & irons for my class to be used in the hall (10:00 til noon)

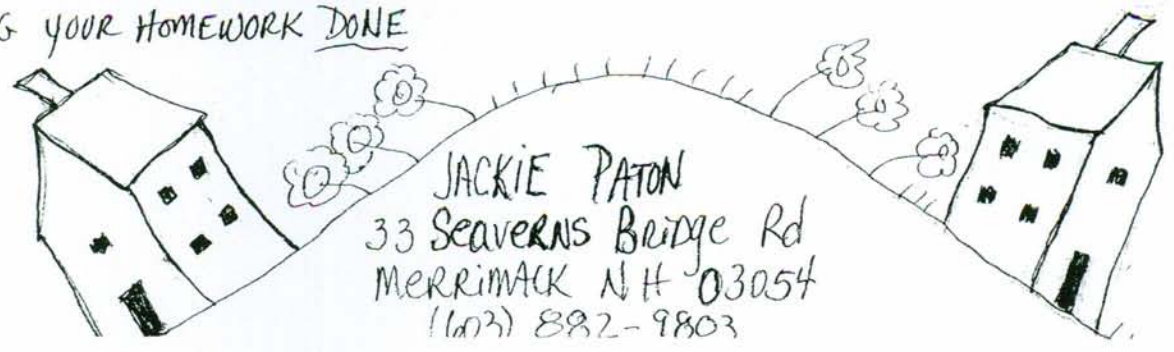


GOOD NEIGHBORS

*** CLASS SUPPLIES ***

- ★ $\frac{5}{8}$ yd white or cream solid cotton fabric — HANDWASH IN HOT WATER — NO SOAP — IRON white keeps colors bright CREAM ANTIGUES THE COLORS
- ★ XACTO KNIFE WITH NEW BLADE
- ★ CUTTING SURFACE — ROTARY MATS WORK WELL 18" x 19"
- ★ 2 pieces of FREEZER PAPER CUT PAPER — you cannot tape 2 pieces together VAL-MART carries 18" size You must use 18"
- ★ H pencil: H MEANS HARD LEAD IT DOES NOT MATTER IF IT IS A 2H 3H OR 4H
- ★ RULER — 18" OR 24" — you can borrow one if you don't own one
- ★ MASKING TAPE — $\frac{1}{2}$ " OR $\frac{3}{4}$ " OR 1" DOESN'T MATTER — PAINTERS TAPE IS BEST
- ★ BAGGIE
- ★ SMALL SHARP SCISSORS — (you will be cutting paper?)
- ★ BRING YOUR PATIENCE & A POSITIVE ATTITUDE. STENCILING IS THE EASIEST ART FORM. I RESPECTFULLY REFER TO IT AS "IDIOT ART", WHICH MAKES US ALL IDIOTS INCLUDING ME. SO IF THE IDIOT'S "IDIOT ART" WERE FRAMED AND HUNG AS ARTWORK, THAT WOULD MAKE THE IDIOT AN ARTIST.
- ★ BRING YOUR HOMEWORK DONE

COMING SOON
BAD NEIGHBORS



GOOD NEIGHBORS





HOMEWORK

HOMEWORK



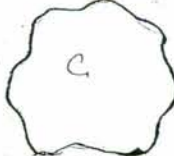
CUT 1 each STAR



MAKE 1 each for sheep



These are sheep




HOMEWORK — TRACE THE STARS & SHEEP ONTO THE Dull side OF Freezer paper USING A HARD LEAD pencil. PENCIL MAY BE 2H, 3H OR 4H. Do NOT use a pencil marked HB; you MAY ALSO use A Pigma pen OR even a Fine point BALL point pen. Bring the sheep & stars CUT & ready to use to class. We want the shapes not the paper around THEM.

IMPORTANT



This square should measure 1" If it doesn't enlarge this copy sheet until it does. This will make your homework the correct size.



Should measure 1"!



Good Neighbors